

Kingsport Housing & Redevelopment Authority

Choice Neighborhood Initiative: An Analysis of Residents'
Perceptions of Needs

August 2013
LK Consulting
Leslie McCallister, PhD

BACKGROUND

The Kingsport Choice Neighborhoods Initiative (CNI) Needs Assessment was conducted August 5th-15th, 2013, using personal interviews as the data collection method. A one-page questionnaire (15 questions) was developed in collaboration with LK Consulting and the Kingsport Housing and Redevelopment Authority (KHRA). This questionnaire asked residents to provide information about strengths and areas of improvement in their neighborhoods, perceptions of safety, prioritization of specific needs, and selected demographics (age, gender, and own/rent).

The goals of this needs assessment were first to identify and prioritize the needs of residents living in the Midtown area, and second to distribute flyers about the CNI workshops to all households in the Midtown area. KHRA personnel provided LK Consulting with a list of addresses separated by District, and a random sample of addresses from each District was pulled. This sample was proportionate to the number of addresses in each District to ensure adequate representation. Trained interviewers went door-to-door throughout the 2-week period, asking residents to complete the one-page survey. If a resident was not home, a flyer was left in the mailbox. If a resident completed the questionnaire, they were given a flyer and the interviewer explained the purpose of the CNI workshop. Interviewers contacted each household at least twice to garner participation. During the second week, interviewers completed the sampling and then went door-to-door handing out CNI flyers.

To achieve representation of the Midtown area, 300 completed surveys were needed. As noted in the table below, White City is a small district, with approximately 24 addresses. Park Hill, Riverwalk, and Watauga are also smaller districts; these districts were oversampled to ensure adequate representation. A total of 327 surveys were completed (95% confidence interval, +/- 5% margin of error); see the table below for breakdown by District. This project had a 70.7% completion rate, meaning that out of all households contacted, when someone was home, 70% agreed to complete the survey.

District	Surveys Completed	Percent of Total
White City	5	1.5%
Center Street	47	14.4%
Sullivan Center	82	25.1%
Gibson Mill	35	10.7%
Cloud	29	8.9%
Radial Street	32	9.8%
Watauga	26	8.0%
Riverwalk	11	3.4%
Park Hill	17	5.2%
Cherokee Village	43	13.1%

This report contains the following elements: the question wording as it appeared in the questionnaire; a table with each question's answer choices and the percentages of residents who selected each answer; and charts representing residents' answers. Often the charts represent additional analyses, such as comparing responses across districts, or examining responses by age or other demographics. Statistically significant differences are noted in the descriptive summary following each chart. Questions 1 and 2 were open-ended, meaning that residents gave their opinion to the questions. The answers are grouped by district, and then grouped according to themes that emerged from the answers.

First, I have a few questions regarding the quality of life in your neighborhood.

1. In your opinion, what is the best aspect of your neighborhood or surrounding community?

White City

Close Knit Family Community
Friendly Neighbors
It's a neighborhood not just a subdivision

People Are Friendly
Quiet Family Friendly Historic

Cloud

Nice Area (7)

Family Aspect
It's Good
It's nice around here no problems
It's Quiet No One Bothers You
Nice, Calm
Nice In This Area This Section.
Quiet

Location & Convenience (3)

Convenience
I Like That It Is Close To Everything
It gives everyone a place to go, it's convenient,
close to everything

No Drugs (2)

No Drugs
It's drug-free (in my area)

Neighbors (6)

The people (2)
Community
Friendly Neighbors
Nice People
Two Neighbors, but not very much

Nothing/Don't Like it (5)

Don't like it
Horrible Crooked
I Hate Everything and it's income based, can't
let kids outside
No Best
Nothing

Activities/Programs (4)

Activities At Community Center For Families
And Kids Mothers Sit On Porch And Kids Play.
Sense Of
A Lot Of Programs To Help The Youth
The Community Center
The Park

Other Responses (6)

Don't know (3)
Good Police Protections
Grass Is Nice
I Don't Really Get Involved

Park Hill

Community (9)

Great Grandmother, Grandmother, And Me So
It's Like Family
Interest of the Neighbors, Not Nosey
Knowing Your Neighbors
Neighbors Are Great
Nice, Quiet Neighborhood.
Park
Park Across The Street
Quiet And Playground For Daughter
The Neighborhood Watch

Location & Convenience (7)

Location (2)
Close To Pals
Close To Schools
Convenient To Town and Shopping
Proximity to Downtown
There is a Wal-Mart Close

Historical Neighborhood (4)

Historic Value (2)
Historical Significance
History of the Locations

Quiet Neighborhood (4)

Riverwalk

Location (2)
The Greenbelt (2)
Doctors Office Is Close
Everyone Gets Along
Good People

Quietness
The Greenway
The People
The Walking Trails

Watauga

Neighbors/Community (17)

Quiet (6)
Good Neighbors (5)
Family
Historical
I Just Like It
Old, Established. Quality Of Houses And People
Peaceful
The People. Love It

Location & Convenience (11)

Close To Everything (2)
Location (2)
Close
Convenient
Convenient Location
Convenient To Everything
Location to Town And Businesses
Proximity To Schools
Proximity To Schools And Grocery Store

Cherokee Village

Location & Convenience (21)

Location (5)
Convenience (4)
Close to downtown (2)
Close to everything (2)
Convenient Location (2)
Central downtown
Close to the hospital
Everything downtown
Near farmers market
Pretty close to everything: shopping, etc
Proximity to downtown

Neighbors
Nice and quiet
Quiet neighborhood
Very friendly
Very good neighbors

Appearance of Community (2)

Trees
Sidewalks

Other Responses (10)

Ain't much. Everyone stays to themselves
Close unit
Fair
Feel safe in the neighborhood
I don't know
I like the school district
I'm not bothered by anybody
Keep to yourself
Live on end of street, have own driveway
Nothing

Neighbors/Community (17)

Quiet (6)
Comfortable feeling/neighborhood
Good area
Good neighbors
Great landlord
Like neighbors
My neighbors... safest street in this
neighborhood

Sullivan Center

Neighbors/Community (59)

Quiet (17)
Neighbors (6)
Peaceful (4)
The people (3)
Friendly (2)
Community watch is good
Everyone knows each other, tight knit community
Friendly community
Friendly neighbors
Friendly neighborhood
Friendly people
Good community
Good neighbors
Good neighborhood
Good people
Good place, environment.
I know the people
I like my neighbors
I like the neighbors
I live in the best neighborhood in Kingsport
It's a nice little community
It's peaceful and quiet
It's pretty good.
Kids can go out and play
Live in a nice neighborhood
Neighbors are good to each other
Neighbors are nice
Neighbors know each other
Nice neighbors
Sort of quiet
The people, I know everybody
You know really, I guess people are nice

Location & Convenience (17)

Location (5)
Good location (3)
Close to everything
Convenient
Convenience
Convenient to everything
Good central location
Locale--convenient to everything
Location--close proximity to necessities, grocery store, and schools
Love the location
Near most stores

Appearance of Community (4)

Gardening, well cut
Grass and lawns look good
Picking up trash
Pretty

Safety (4)

Drugs went down.
Police come through
Police patrol
Safe

Programs/Resources Available (4)

Central education
Churches
City schools
Programs offered

Other Responses (14)

I don't know (4)
Everything (2)
Area is growing
Been here forever
I just moved here. I'm not familiar with anything
It's about average
Nothing
Privacy
When power drops out this is the only house that keeps it
Youth

Center Street

Neighbors/Community (16)

Good Neighbors (2)
Neighbors (2)
A couple of really good neighbors
Calm
Friendly
Good people here -Fellowship
Just a nice place to live (got cleaned up)
Neighbors really watch out for each other
Nice neighborhood
Nice neighbors, if you need someone they can be called
Not much crime
The people
The people is willing to help
Watch who you talk to being able to wave at some of the neighbors

Location & Convenience (14)

Convenience (3)
Basically setting downtown
Being in the center of town
Close to everything
Close to school, low violent
Close to town
Closeness
Convenience to everything
Convenient location
Convenience of central location
Good location to hospital and town
Locality

Radial Street

Neighbors/Community (15)

Quiet (8)
Neighbors (2)
People are nice
Generally good neighbors
Good people
Nice neighbors
Security

Appearance of Community (7)

Clean (2)
Quiet (2)
Mountain Views, being in the mountains
Neat
Pretty quiet

Programs/Resources Available (4)

Free food at church
School maintenance always helps
The churches provide a lot of services to low income people here
The schools

Problems in Area (3)

Bad drug dealers
Not too good of neighborhood
Nothing

Other Responses (12)

Just moved here (2)
Catch and release
Everything
Got the house at a good deal, don't like the neighborhood
I don't have no trouble
Last 5 years, went to nothing
Like it
Nice
No one bothers me
None
Police come by regularly

Location & Convenience (14)

Close to everything (2)
Convenient (2)
Good location (2)
Close to downtown
Close to everything/ middle of town
Close to work
Convenient to stores, hospital, schools, etc.
Location
Near historic District
Near hospital Neighborhood is good
School next door

Appearance of Community (6)

Clean
Cut grass
Downtown location
Good maintenance
Overall cleanliness,
Quality of streets

Programs/Resources Available (8)

Bus service
Churches putting back into community
Hospital
Neighborhood watch
Parks
Services- trash pick-up, convenience of city and senior center
Senior housing
The support for Downtown and local businesses

Gibson Mill

Neighbors/Community (10)

Everybody watches out for everybody
Family and friends
Friendly neighborhood
Friendly people
Good neighbors
Neighbors
Neighbors are friendly
The kids
The people
We're all really close we all watch out for each other

Location & Convenience (9)

Location (2)
Close to the downtown area
Convenience, close to doctors and grocery stores
Convenient location
Good central location
Hospital is close
It's close to the hospital
The church is close and helps

Appearance of Community (5)

Electronic security
Most try to keep property up
It's really good, only a few people want to break in. We had a few break ins here.
No worse than any else
Quiet

Problems in Area (3)

A lot of problems with drugs/dealers
Hard to say, trouble with drug
There aren't any. It's a depressed neighborhood.
Low income and everything that goes with that

Other Responses (11)

I don't know (2)
Nothing (2)
Don't have any idea
Don't know how to answer.
I live in a fine neighborhood
It's alright
Me, it's not the best
No good aspects
No problems

2. If you could change one thing in your neighborhood or surrounding community, what would you change?

White City

Decrease Traffic Speed
Free Wifi on This Part Of Downtown
Immediate Neighbors Have Sub Standard Housing, Including Rental Units
No Complaints
Sometimes Our Driveways Get Blocked By Parents
The Traffic and Congestion at Sevier Can Be Cumbersome

Riverwalk

Clean Up Boarding Houses (2)
Drugs
Drug Traffic
Fix The Sidewalks And The Streets
Fix The Streets
More Dog Parks
More Police
More Stores
Racist
The Condition Of Sidewalks
The Pjs
Trash Pickup

Cloud

Housing Issues (8)

Age Bracket Housing
Apartments
Change Clouds Management
Landlord and For Really To Care About People That Need Help
People Not Touching Other People's Stuff
People That Don't Live Here
Pest Control To Spray More
The Parking

Drugs and Prostitution (6)

Drugs
Drug Dealers
Get Rid Of Drugs And Prostitution
If Any Dealers Live In Cloud Get Rid Of Them Because Of Kids In Area. Don't Want Them
Prostitutes And Drugs At Back-To-School Bash
Trash, crime

Suggested Improvements (5)

Neighborhood Watch Or Increase Law Enforcement
Police Should Patrol Community Right Outside Here, Crime Brought In By Other Neighborhoods
The Way the Roads Are
The Park
Young Mom Programs

Issues with Neighbors (4)

Nosy Neighbors
Parents Watching Their Kids
Some Parents Need To Pay More Attention To Their Kids
Some of The People

Other Responses (9)

Nothing (3)
Everything (2)
Do What They Should Do And What They Are Supposed To Do
Exposed/Growing Up In That Environment
Strangers
Tear It Down

Park Hill

Improve Community (8)

Ability to Not Have Rentals
Every Duplex Would Have A Driveway
Gate The Community.
Homeowners Keeping Up Property
Houses On Sullivan Street Are Run Down,
Owners Don't Care About Them
Sidewalks Are In Bad Shape
Smells Bad
Streetlights - Put In Something That Looks
More Historic.

Traffic Issues (2)

How Fast People Drive
Too Much Traffic
Traffic Flow

Cherokee Village

Improve Community (9)

Clean up trash
Flood zone situation that's here
Getting together to make it look better
Keep yards up a little better
More driveways
More local transit
People taking care of their yards
Power lines underground
Water build-up after rain in yards and empty

Traffic Issues (8)

Fix the roads (3)
Change/remove speeding problem
Streets, fast cars on residual
Traffic
Traffic noise from hospital
Traffic turning around

Drugs/Crime (5)

Drugs
Get the drugs off the street
Get rid of drug and alcohol on my street
High level of petty crimes and narcotic use
Thieves, stuff stolen

Enforce Historic Rules (2)

City's Enforcement of Historic Values
Everyone Should Follow The Rules Navajo
White And The Bahama Brown

Other Responses (9)

Nothing (3)
I Don't Know (2)
Close To Domtar
Have More People Know What's Going On
Historical Board
Charging \$50.00 For Home Improvements

Neighbors (3)

My neighbors are not very clean
Neighbors
The people or neighbors doing stuff they aren't
supposed to

Noise Issues (2)

Barking dogs
Loud vehicles

Other Responses (17)

I don't know (6)
Nothing (2)
Community is fine
No changes
No major changes
Not sure, no problems
Parents watch kids better, keep out of streets
Scary people coming through
Strangers coming from Greenfield
The homeless-more services for them
Vacant Places

Sullivan Center

Traffic Issues (30)

Need speed bumps (5)
Speeding (4)
Traffic (3)
Speeding up and down the street (2)
Camera isn't working, we need speed bumps
Control young people speeding down the street
I'd like to see some more speed limit signs posted
Improve bus route for more convenience to be picked up
Lots of speeders up and down alley
More speed limit signs
No stop signs
Parking in front of houses
Parking in road
People speeding kids hit
Put in stop signs
Speed bumps and signs should be implemented
Speed bumps (immediately!)
Speeding through this street
The flow of traffic in some areas
There are a lot of speeders

Vacant Houses/Housing Improvements (10)

Empty house
Empty house next to mine
Empty houses need to be cleaned up and need to become houses for others
Get rid of abandoned houses
Government apartments so close by
Housing that is old
More housing for low income individuals
Remodel old houses
Take care of abandoned houses
Vacant houses

Drug Issues (8)

Dope-heads
Drugs
Drug activity
Drug dealers, my neighbors
Drug dealers on every corner
Drug issues--causes a lot of traffic and noise at night
Get rid of dope-heads and drug activity
The drugs/drug dealers

Noise Issues (5)

Noise (2)
Kids go to play inside and that makes noise
Loud neighbors
Reduce noise from motorcycles and more traffic

Neighbors (5)

Neighbors (3)
Get rid of half the neighbors,
Quality of neighbors

Programs/Activities (4)

Kid's community learning, adult entertainment and center
More things for a child to do to be productive
Riff-raff, more activities for children
Good facilities are in one neighborhood, this one is forgotten

Improve Appearance (4)

Clean up yards
Fix sidewalks
Surroundings, trash
The way peoples' yards look

Increase Police Presence (3)

Additional patrols
More police patrols
Need patrol/caution signs

Other Responses (13)

Bunch of dogs
Good police force
Keep door to door
Outsiders coming in
People try to work together and help older people
Plumbing
Public works department
Put fast food closer
Technology center
Transportation on weekends
US Postal Service
Violence--crime related
Willingness to work, drive

Center Street

Housing Issues (11)

Clean it up so we don't have trashy homes around us and drugs around us
Get housing authorities to check on people
Get rid of government assisted housing
Keep (section A) housing in designated areas
More people own instead of renting
More livable places
Neighborhood watch
Neighbors
Rebuild housing
The city should take care of empty lots and it's not doing it
The houses for rent, rough families that move in

Add Programs & Services (6)

More adult education classes like driving and reading
More opportunities to help people and children
More places that are safe for children to play
More transportation services
Jobs
Provide a place for senior citizens to go and hangout

Improve Appearance (4)

General clean up
Making sure people cut their yard good
Pick up trash and things
Some change, roads and everything

Homeless People (3)

Homeless people are using the bathroom under her bedroom window
Lessen homeless people
The homeless people, give them some place to stay with not some many rules (Some don't have ID and have drug problems. Help them out some and give them some place to go)

Drugs/Crime (3)

Drugs and Prostitution
Increase police presence
The drugs.

Traffic Issues (2)

Less traffic in area
Speeders

Other Responses (14)

Drainage system/ street
Eastman
Firecracker, too many firecrackers
Fix sewer, said they would
Getting rid of riff-raff in the area
Houses in river-view over here
I would move
It's comfortable place to live
Law of cats on a leash
Less pollution
More supervision
Police labeling citizens
Some type of commitment from police as upscale neighborhoods
Tear everything down and start over

Radial Street

Improve Appearance (11)

A park would be nice
Aesthetics or outside of houses
Alleys need to be cleared
Get rid of some of the renters
Make nicer
Next-door-neighbor doesn't maintain house; is only there once or twice a year
Pollution- drainage system, old roads
Road would be wider
Run-down buildings, vacant houses city does nothing about
Some tree maintained
Trees get in the way of wires

Traffic Issues (7)

Foot traffic, light fixed
Lots of homeless people downtown
Lots of people who need assistance
Parking –scarce
Some drive too fast
Streets, people drive too fast
Traffic speeds on road

Gibson Mill

Appearance & Housing Issues (12)

A group of noisy neighbors
Appearance
Different neighbors
Get rid of HUD (section 2) housing
Many houses need repair
Maybe more places for the kids to play
Rowdy kinds running around, some from cloud
Sanitation
The environment, I guess. We got some people who don't need to be here. They need to be gone
The housing, the way the yards look
The roads
Traffic flow with people coming in and out that doesn't belong

Drugs/Crime (12)

Drug dealers (2)
Drugs (2)
Bad people in neighborhood thieves
Breaking into houses and stealing

Enhancing Police Protection (4)

More police patrol- too much speeding and drug issues
Number of homeless people roaming around
Stricter zoning- police should here more
"Unsafeness"-safety issue.

Drugs/Crime (2)

Drug trafficking
Drug problem

Other Responses (12)

Nothing (10)
City management, those people are not good at that
Pretty happy

Drug addicts should go out of here
Drugs too much
Get rid of all the people on drugs
Get rid of drug dealers
There is a lot of drugs
Too many drugs and mean kids

Enhancing Police Protection (4)

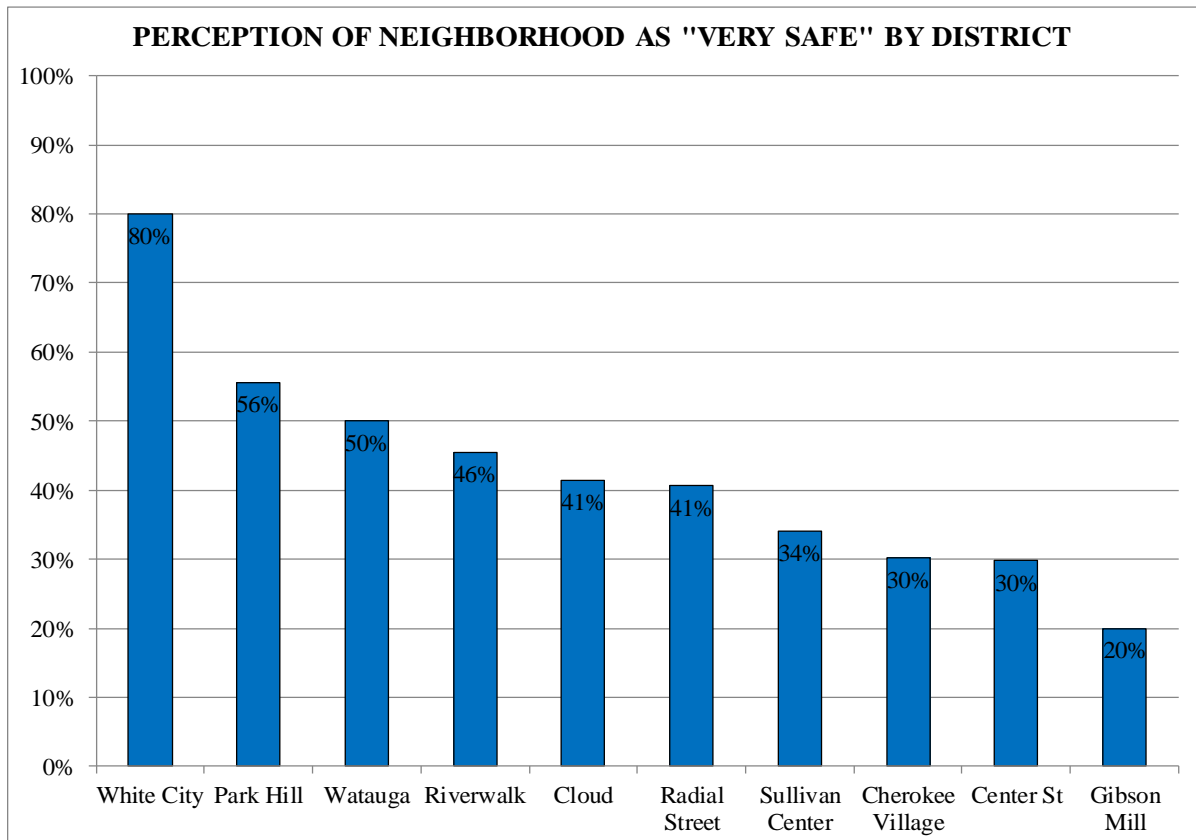
Increase police presence
More officers up and down here
More police driving through here
More police protection for speeders

Other Responses (8)

Nothing (3)
I don't know
Can't think of anything
I don't know anything I would change
Police harassment
Pretty good neighborhood

3. How safe would you rate your neighborhood? Would you say that it is Very safe, somewhat safe, not very safe, or not safe at all?

District	Very Safe	Somewhat Safe	Not Very Safe	Not Safe at All
White City	80.0%	20.0%	0.0%	0.0%
Center Street	29.8%	42.6%	21.3%	6.4%
Sullivan Center	34.1%	57.6%	7.1%	1.2%
Gibson Mill	20.0%	51.4%	20.0%	8.6%
Cloud	41.4%	34.5%	17.2%	6.9%
Radial Streets	40.6%	50.0%	6.2%	3.1%
Watauga	50.0%	42.3%	0.0%	7.7%
Riverwalk	45.5%	36.4%	0.0%	18.2%
Park Hill	55.6%	44.4%	0.0%	0.0%
Cherokee Village	30.2%	65.1%	2.3%	2.3%



Eighty percent of White City residents viewed their neighborhood as “very safe;” however, it is important to note that this district is extremely small, and represents less than 2% of the total residents surveyed. It is better to examine responses from the other districts, noting that residents in Park Hill, Watauga, and Riverwalk are more likely to view their neighborhoods as “very safe” compared to residents in Sullivan Center, Cherokee Village, Center Street, and Gibson Mill.

4. Do you have a neighborhood association or watch group in your community? IF YES, would you be willing to have someone from CNI come and speak to your group about this project?

District	Frequency Yes	Percent Yes	Yes, willing to have someone come
White City	0	0.0%	0.0%
Center Street	22	22.0%	28.6%
Sullivan Center	25	30.5%	33.3%
Gibson Mill	2	5.7%	50.0%
Cloud	5	17.9%	20.0%
Radial Street	11	39.3%	36.6%
Watauga	3	11.5%	0.0%
Riverwalk	1	10.0%	0.0%
Park Hill	6	43.8%	33.3%
Cherokee Village	1	2.3%	0.0%

This information is interesting primarily because there is a lot of disagreement within districts as to whether or not a neighborhood association or watch group is present. One recommendation is to ensure that residents are aware of neighborhood associations or watch groups in their communities, and to perhaps come alongside these groups to increase their effectiveness.

Now, I'm going to read a list of statements to you about possible needs or concerns in your community. Please tell me if you think each of the following is a Critical Need that should be addressed immediately, an Important Need that should be addressed within the next year, or Not a Need at this time.

OVERALL	Critical Need	Important Need	Not a Need
5. A program that provides transportation to and from a job	23.1%	34.8%	42.2%
6. A program that provides training to improve job skills	44.2%	35.3%	20.6%
7. Unemployment	55.7%	24.5%	19.8%
8. The <u>availability</u> of quality health care	45.8%	28.0%	26.2%
9. The <u>availability</u> of quality housing for lower-income individuals	43.4%	30.4%	26.3%
10. Drug dealers on streets, street corners, or in other public places	46.9%	15.6%	37.4%
11. Too much trash around in the neighborhood	19.3%	24.2%	56.4%

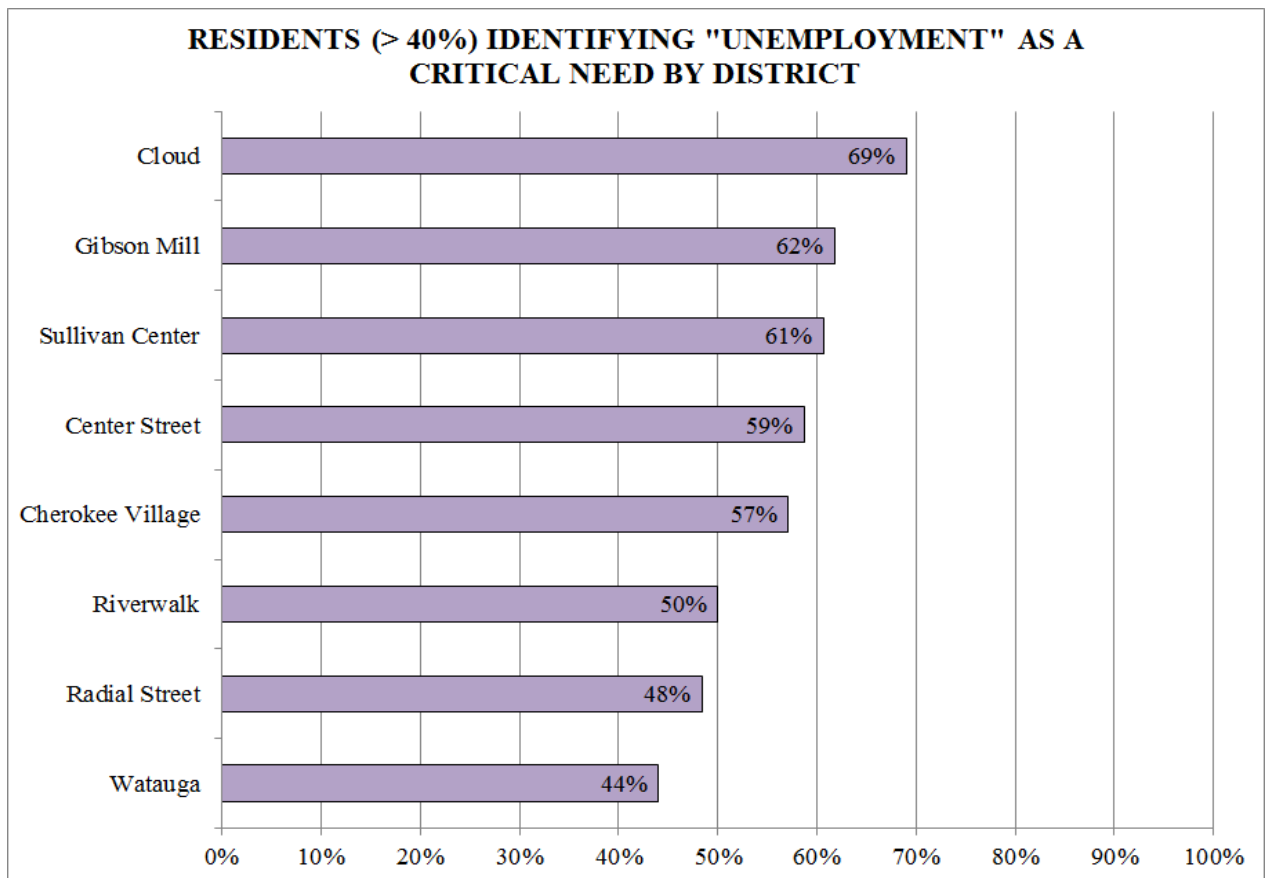
Overall, at least 45% of residents identified Unemployment, Drug dealers on streets, street corners, or in other public places and the availability of quality health care as the three greatest Critical Needs, and prioritized them as needing to be addressed immediately. At least 30% of residents identified the availability of quality housing for lower-income individuals, a program that provides transportation to and from a job, and a program that provides training to improve job skills as important needs that should be addressed within the next year. The following tables illustrate these needs by district.

Q5: TRANSPORTATION	Critical Need	Important Need	Not a Need
White City	20.0%	40.0%	40.0%
Center Street	23.4%	34.0%	42.6%
Sullivan Center	31.3%	36.1%	32.5%
Gibson Mill	18.2%	42.4%	39.4%
Cloud	31.0%	55.2%	13.8%
Radial Street	12.9%	22.6%	64.5%
Watauga	15.1%	19.2%	65.4%
Riverwalk	27.3%	36.4%	36.4%
Park Hill	5.6%	27.8%	66.7%
Cherokee Village	23.8%	33.3%	42.9%

Although Transportation overall was not identified as one of the Top 3 Critical Needs, high percentages of residents in certain Districts, such as Sullivan Center, Cloud, and Riverwalk, identified a program that provides transportation to and from a job as a Critical Need and an Important Need.

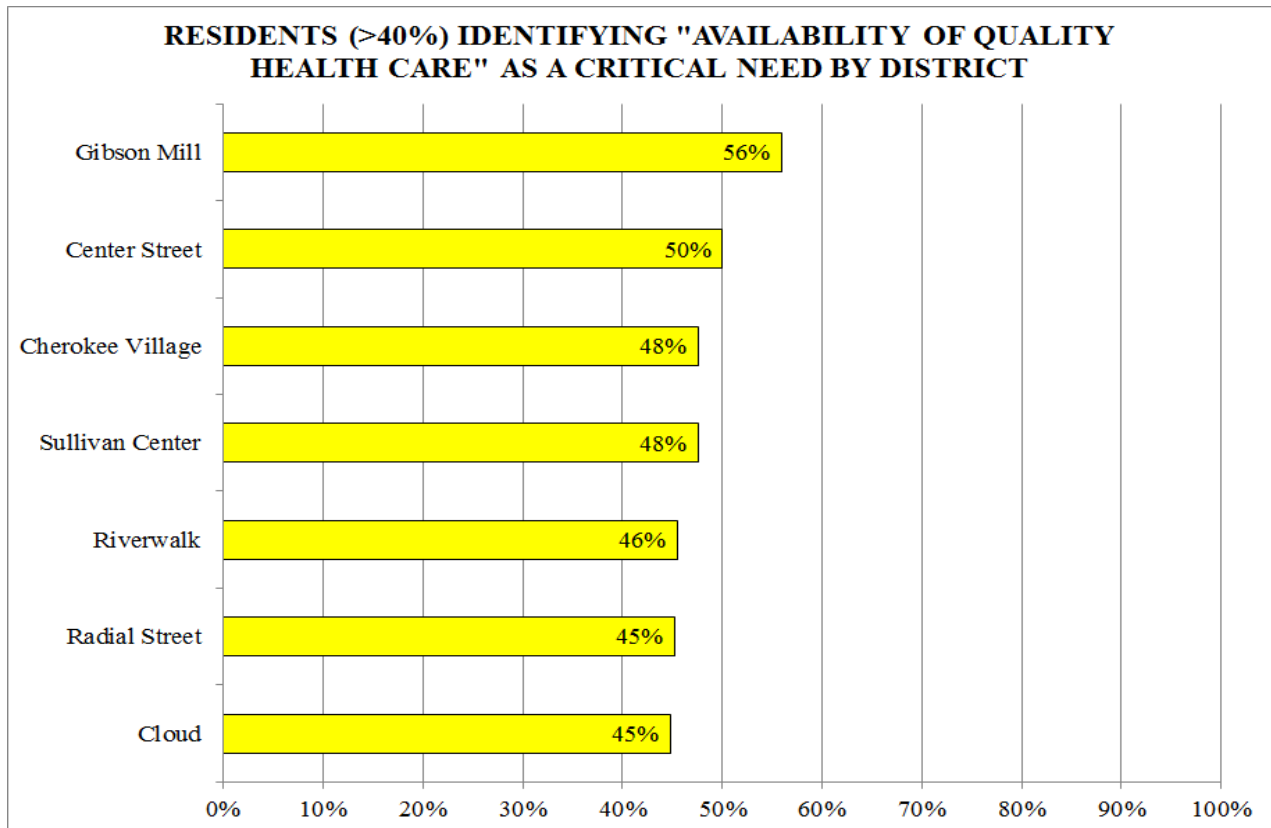
Q6: TRAINING TO IMPROVE JOB SKILLS	Critical Need	Important Need	Not a Need
White City	0.0%	60.0%	40.0%
Center Street	46.8%	29.8%	23.4%
Sullivan Center	52.4%	32.1%	15.5%
Gibson Mill	47.4%	44.1%	8.8%
Cloud	51.7%	37.9%	10.3%
Radial Street	43.3%	36.7%	20.0%
Watauga	38.5%	26.9%	34.6%
Riverwalk	54.5%	18.2%	27.3%
Park Hill	11.1%	50.0%	38.9%
Cherokee Village	38.1%	38.1%	23.8%

Q7: UNEMPLOYMENT	Critical Need	Important Need	Not a Need
White City	0.0%	25.0%	75.0%
Center Street	58.7%	21.7%	19.6%
Sullivan Center	60.7%	22.6%	16.7%
Gibson Mill	61.8%	32.4%	5.9%
Cloud	69.0%	20.7%	10.3%
Radial Street	48.4%	29.0%	22.6%
Watauga	44.0%	24.0%	32.0%
Riverwalk	50.0%	20.0%	30.0%
Park Hill	33.3%	38.9%	27.8%
Cherokee Village	57.1%	19.0%	23.8%



Overall, Unemployment was the greatest Critical Need identified from the list of needs provided to residents. This chart illustrates the Districts where at least 40% of residents identified unemployment as a Critical Need that should be addressed immediately. Almost 70% of residents in Cloud identified Unemployment as a critical need, while over 55% of residents in Gibson Mill, Sullivan Center, Center Street, and Cherokee Village identified Unemployment as a critical need. Park Hill (33%) and White City (0%) are not included on this chart.

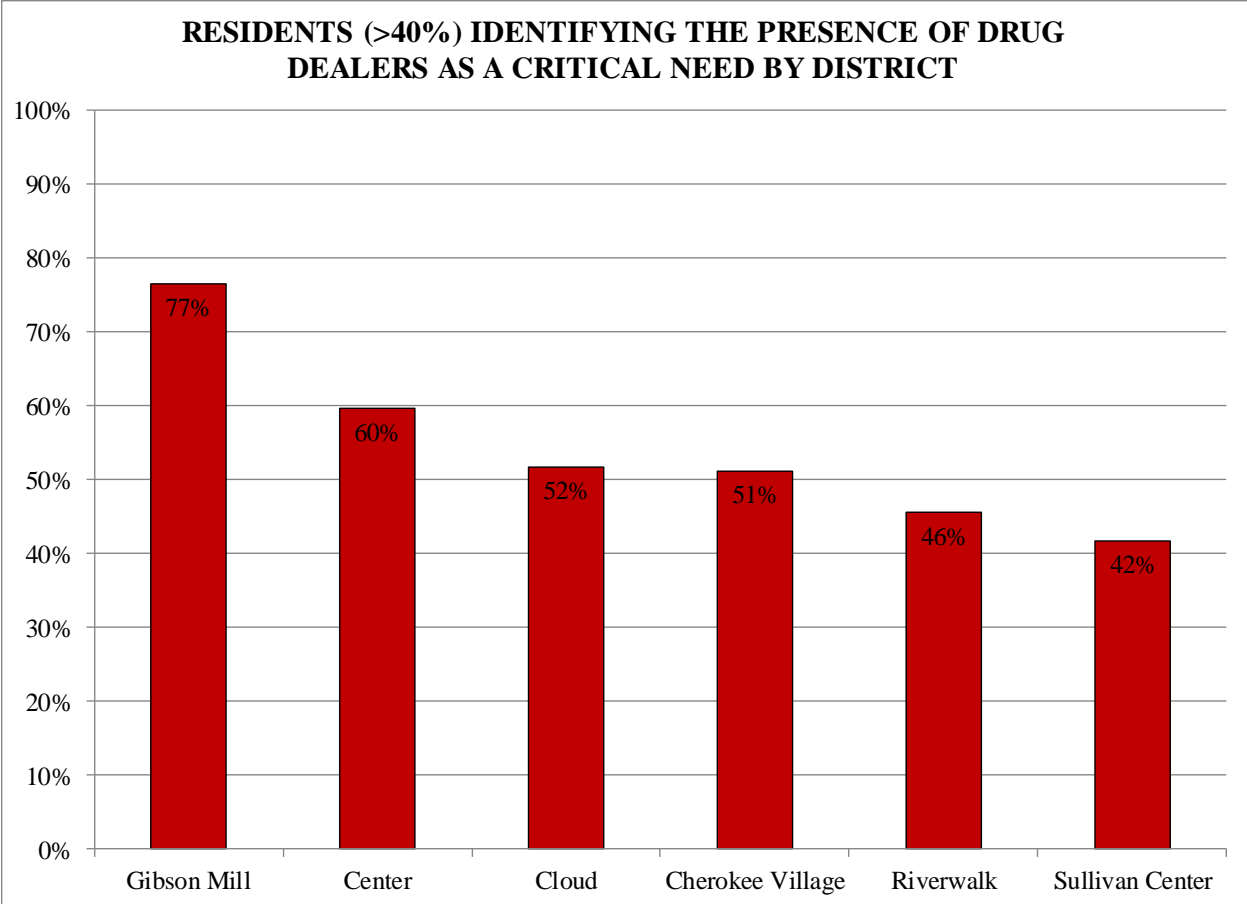
Q8: AVAILABILITY OF QUALITY HEALTHCARE	Critical Need	Important Need	Not a Need
White City	0.0%	40.0%	60.0%
Center Street	50.0%	26.1%	23.9%
Sullivan Center	47.6%	32.1%	20.2%
Gibson Mill	55.9%	17.6%	26.5%
Cloud	44.8%	41.4%	13.8%
Radial Street	45.2%	12.9%	41.9%
Watauga	32.0%	24.0%	44.0%
Riverwalk	45.5%	36.4%	18.2%
Park Hill	38.9%	11.1%	50.0%
Cherokee Village	47.6%	38.1%	14.3%



The availability of quality health care was also identified as a top Critical Need by residents. This chart illustrates the Districts where at least 40% of residents identified quality health care as a critical need. Residents in certain Districts such as Gibson Mill and Center Street (56%, 50%, respectively) were more likely than other Districts to identify the availability of quality health care as a critical need. Watauga, Park Hill, and White City were not included.

Q9: AVAILABILITY OF QUALITY HOUSING FOR LOWER-INCOME	Critical Need	Important Need	Not a Need
White City	0.0%	40.0%	60.0%
Center Street	44.4%	22.2%	33.3%
Sullivan Center	53.0%	21.7%	25.3%
Gibson Mill	38.2%	47.1%	14.7%
Cloud	46.4%	32.1%	21.4%
Radial Street	46.7%	20.0%	33.3%
Watauga	28.0%	36.0%	36.0%
Riverwalk	54.5%	36.4%	9.1%
Park Hill	33.3%	33.3%	33.3%
Cherokee Village	39.0%	41.5%	19.5%

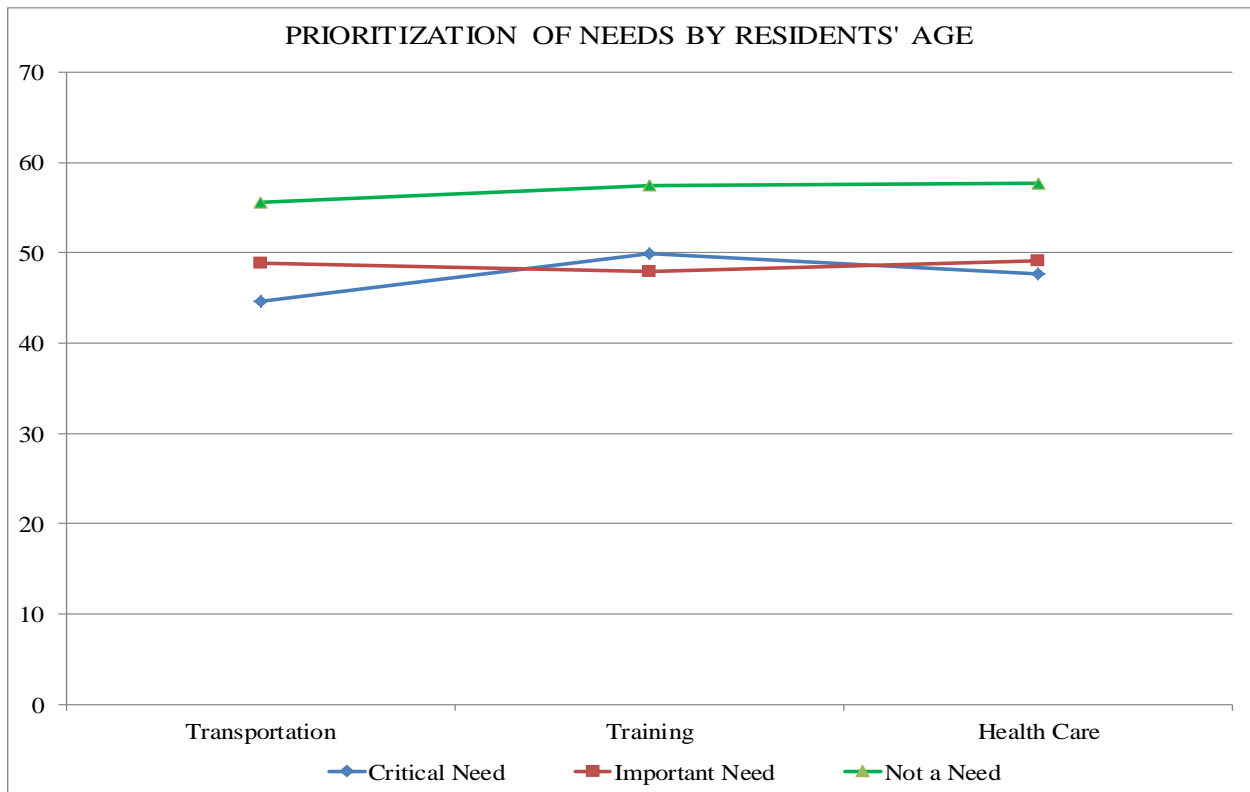
Q10: DRUG DEALERS IN PUBLIC PLACES	Critical Need	Important Need	Not a Need
White City	0.0%	20.0%	80.0%
Center Street	59.6%	10.6%	29.8%
Sullivan Center	41.7%	21.4%	36.9%
Gibson Mill	76.5%	20.6%	2.9%
Cloud	51.7%	20.7%	27.6%
Radial Street	32.3%	16.1%	51.6%
Watauga	34.6%	0.0%	65.4%
Riverwalk	45.5%	9.1%	45.5%
Park Hill	22.2%	11.1%	66.7%
Cherokee Village	51.2%	14.6%	34.1%



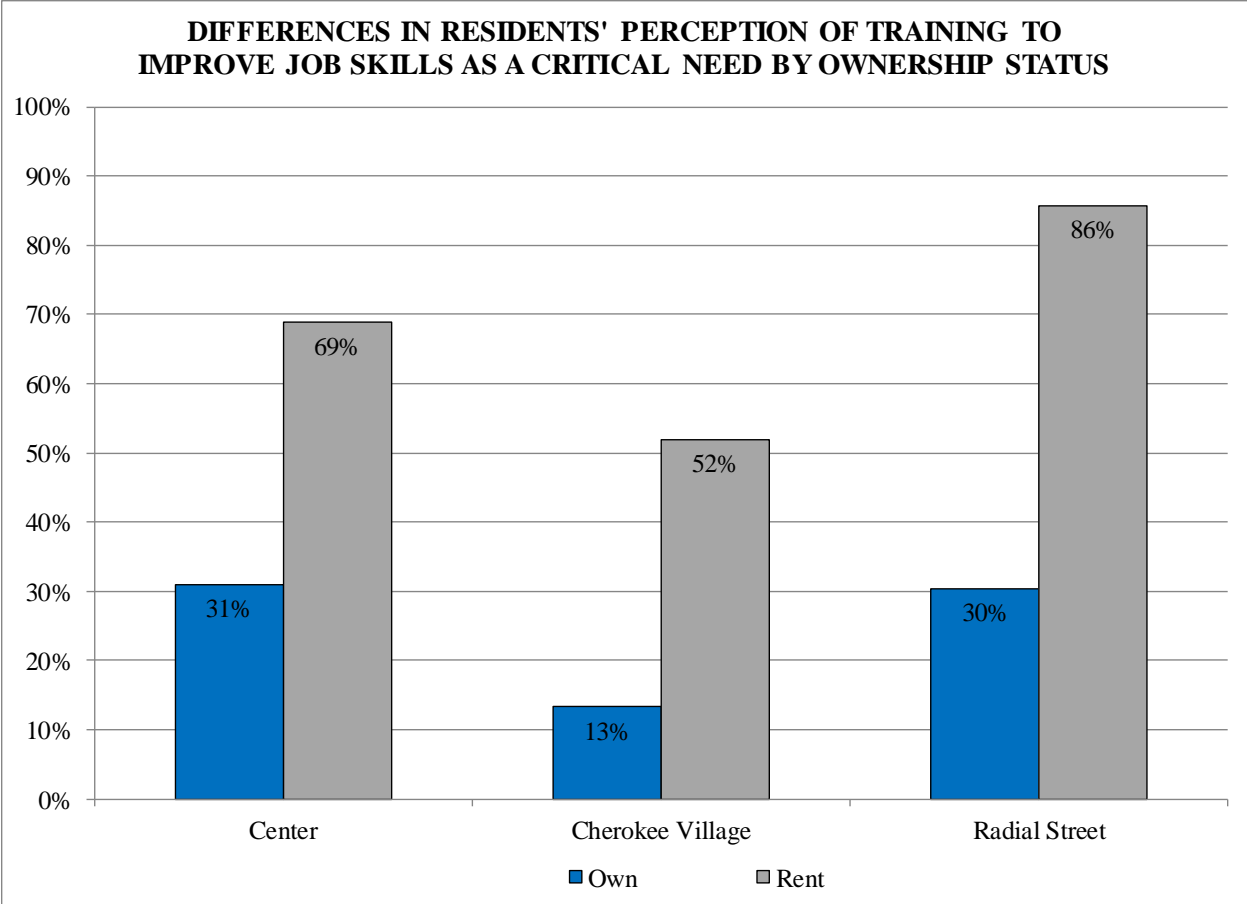
Drug dealers on streets, street corners, or in other public places was identified as the top Critical Need by residents. This chart illustrates the Districts where at least 40% of residents identified the presence of drug dealers as a critical need. This need was prioritized as critical by over three-fourths of Gibson Mill residents (76%), almost two-thirds of Center Street residents (60%), and about half of Cloud and Cherokee Village residents ($p < .05$).

Q11: TOO MUCH TRASH	Critical Need	Important Need	Not a Need
White City	0.0%	0.0%	100%
Center Street	28.3%	26.1%	45.7%
Sullivan Center	14.3%	22.6%	63.1%
Gibson Mill	35.3%	26.5%	38.2%
Cloud	27.6%	41.4%	31.0%
Radial Street	6.5%	19.4%	74.2%
Watauga	15.4%	19.2%	65.4%
Riverwalk	27.3%	27.3%	45.5%
Park Hill	11.1%	16.7%	72.2%
Cherokee Village	16.7%	23.8%	59.5%

Additional Analyses: the following charts illustrate an examination of needs by demographic variables such as age and own/rent.



Older residents were significantly less likely than younger residents to identify transportation to and from a job as either a critical or important need ($p=.000$), to identify a program that provides training to improve job skills as either a critical or important need ($p=.004$), or to identify the availability of quality health care as a critical or important need ($p=.000$).



Respondents who rent their residence are significantly more likely than respondents to own their residence to agree that a program that provides training to improve job skills is a critical need that should be addressed immediately in the Center Street, Cherokee Village, and Radial Street districts ($p < .05$).

Finally, we have some questions about you to ensure that we have talked with all groups of people.

12. How long have you lived in the Kingsport area? *This question resulted in some ambiguity, as some residents responded about Kingsport in general, while others responded specifically about their current address. Consequently, no data are reported for this question.*

13. Do you currently own or rent your residence?

	Frequency	Percent
Own	185	57.6%
Rent	136	42.4%

District	Own	Rent
White City	100%	0.0%
Center Street	64.4%	35.6%
Sullivan Center	60.0%	40.0%
Gibson Mill	67.6%	32.4%
Cloud	3.7%	96.3%
Radial Street	78.1%	21.9%
Watauga	92.3%	7.7%
Riverwalk	18.2%	81.8%
Park Hill	64.7%	35.3%
Cherokee Village	35.7%	64.3%

14. What year were you born? *This question was computed into an age variable, and used to examine responses to other questions. The average age of respondents, overall, was 50 years. Respondents ranged in age from 17 to 92.*

15. Gender of respondent:

	Frequency	Percent
Male	130	40.5%
Female	191	59.5%